






Remove the 6 screws to access the feed assembly.





Remove the 4 screws that hold the feed assembly in place





Remove the feed assembly and lay it flat as seen in the picture to the right.



Slide the spacer plate under the paddle wheel.



Slide the spacer plate in so that the bent angle fits under the screw at the top as seen in the picture to the left.



Replace feed assembly back in hopper and replace the end panel onto the hopper.

